

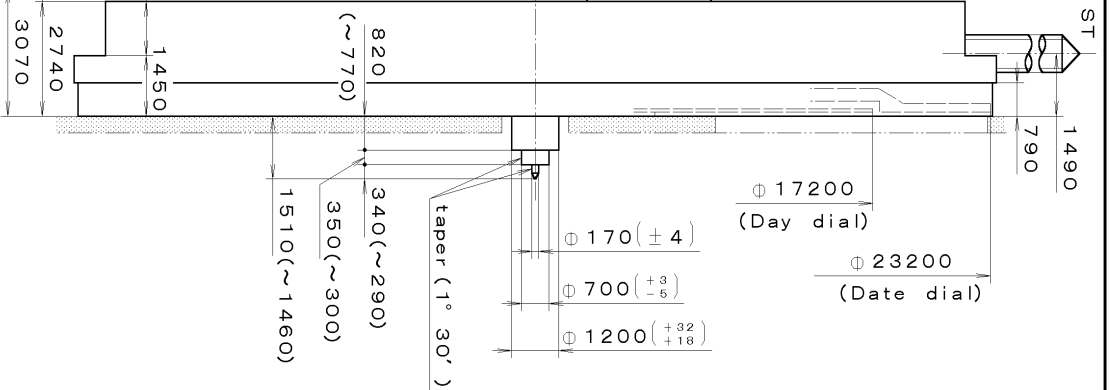
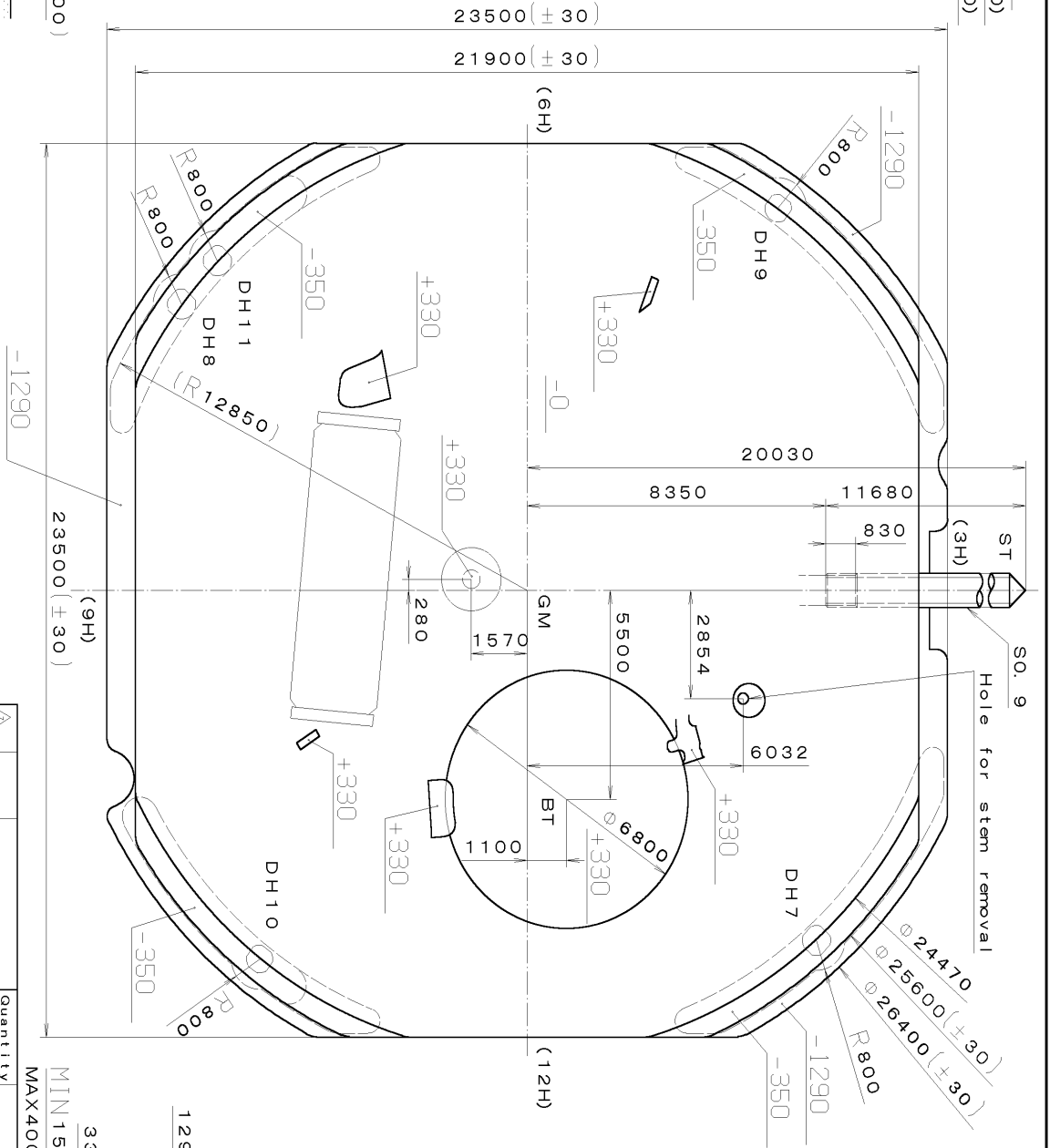
This drawing is provisional and subject to our reconfirmation and/or revision without notice.

*** TIPW 1S02 (01) *** (2100 1121) 00-06-26

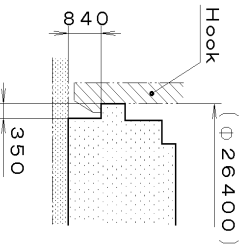
DH7~DH8=24390 (±20)
 DH7~DH11=24487 (±20)
 DH9~DH10=24493 (±20)

Coordinates

Mark	X	Y
GM	0	0
DH7	9207	8080
DH8	-7522	-9668
DH9	-10045	7012
DH10	9700	-7481
DH11	-8862	-8862

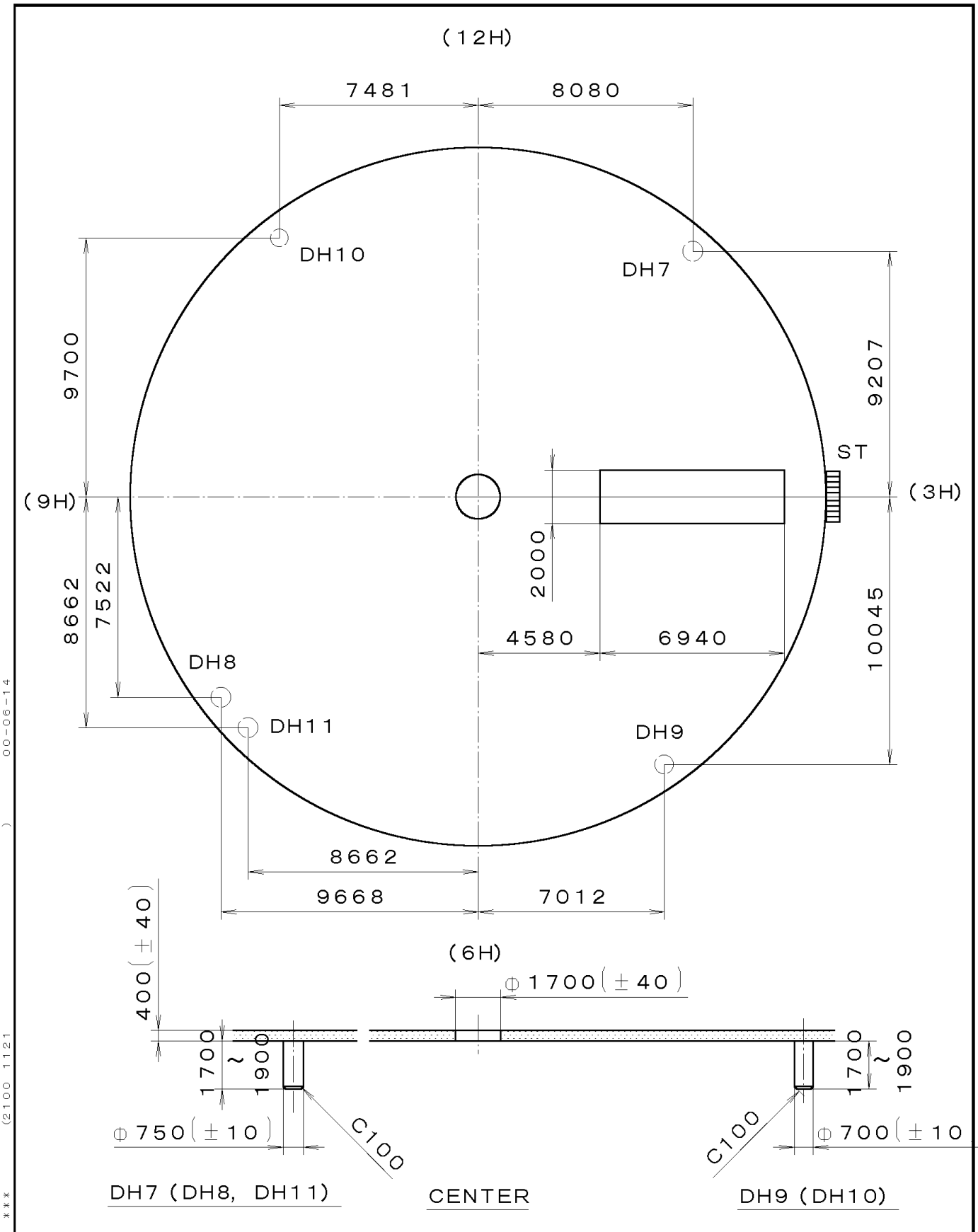


Hook of Casing Holder



Quantity	1/1000 mm	Cal. No. :	1S02
Unit	8:1	Parts:	
Scale		Name:	Frame for Case
Date		Drawing No.:	1502C000
Drawn	T. Hiruta	Material	
Checked		Heat Treatment	
Approved		Hardness	
		Plating	
General Tolerances		Dimensions	
Angles			

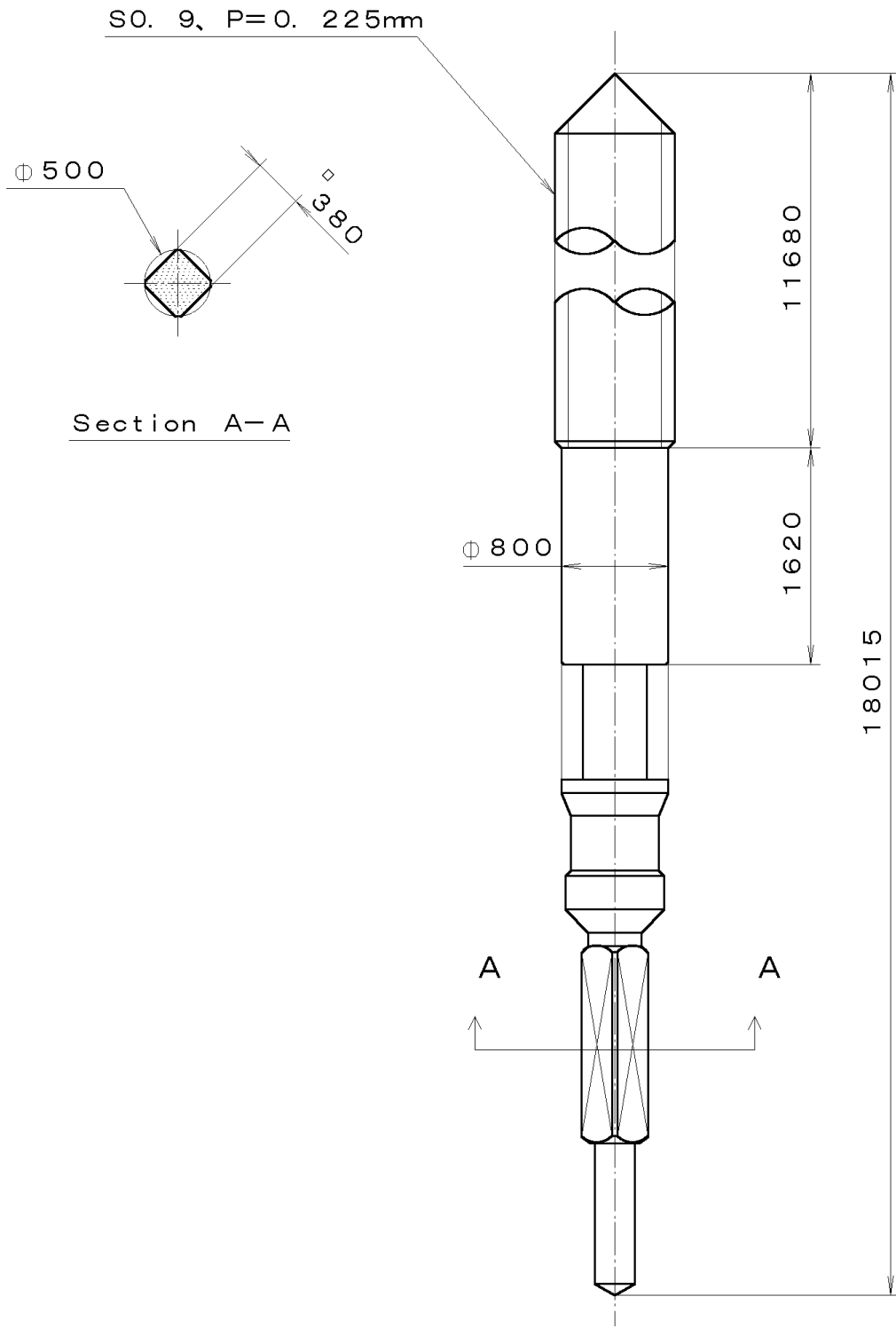
This drawing is provisional and subject to our reconfirmation and/or revision without notice.



*** T I P W 1S02-10A (01) *** (2100 1121)	7	Quantity		Cal. No. :	1S02-10A
	6	Unit	1/1000 mm	Parts:	
	5	Scale	5:1	Name:	Indications for Dial
	4	Date			
	3	Drawn			
	2	Checked	T. Hiruta	Drawing No. : 1S02D000	
	1	Approved			
Material					
Heat Treatment			General Tolerances		
Hardness			Dimensions		
Plating			Angles		

This drawing is provisional and subject to our reconfirmation and/or revision without notice.

*** T I P W (01) *** (2100 1121 A-01 A-01) 00-06-22



7			Quantity		Ca l. No. :
6			Unit	1/1000 mm	
5			Scale	20:1	Parts:
4			Date		065-505
3			Drawn		
2			Checked	T. Hiruta	Name:
1			Approved		SETTING STEM
Material					Drawing No. : 5050S000
Heat Treatment			General Tolerances		
Hardness			Dimensions		
Plating			Angles		