

<b>Size</b> <ligne>	15'''
<b>Height</b> <mm>	4.90
<b>Accuracy</b> <per Month>	±20 sec
<b>Battery Life</b>	4 years (6S21 3 years)

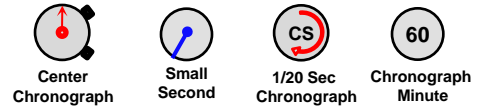
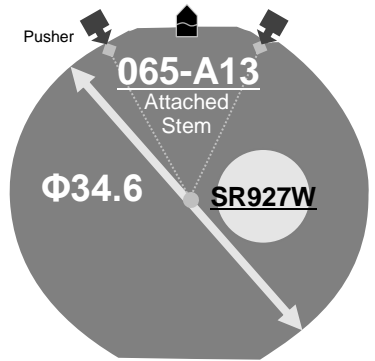
\*60 minutes chronograph operation per day

Battery consumption could be minimum by pulling out the stem

<b>Balance Weight</b> <µN.m>	Minute 1.00 Chrono Second 0.40 Small 0.04
---------------------------------	---

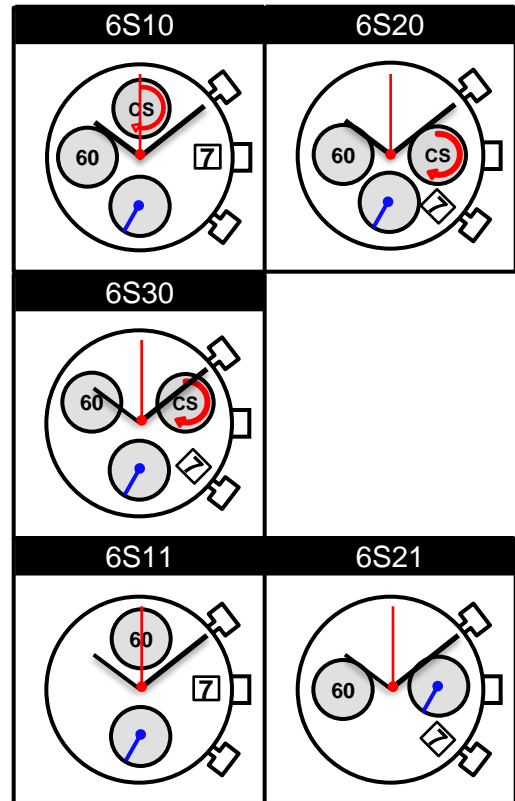
<b>Clearance</b>	
------------------	--

<b>Original Package</b>	200pcs
-------------------------	--------



Date


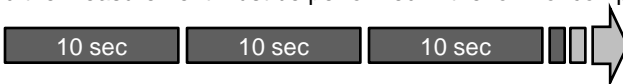
High Hand Standard



**Time measurement**

**Accuracy**

The unit (gate) time of measurement must be set at "10 sec." and the measurement must be performed in the form of complete watch.



**Push "A"**  
Start and Stop the chronograph

**Push "B"**  
Reset the chronograph

**Setting the Date**  
DO NOT set Date between 9:00pm - 1:00am

**Setting the Time**

**Set CHRONOGRAPH hands to reset**

Push A or B to set the hands to the zero position. The chronograph hands can be advanced rapidly by continuously pressing button. A for the Center Chronograph Second hand, B for 1/20 hands