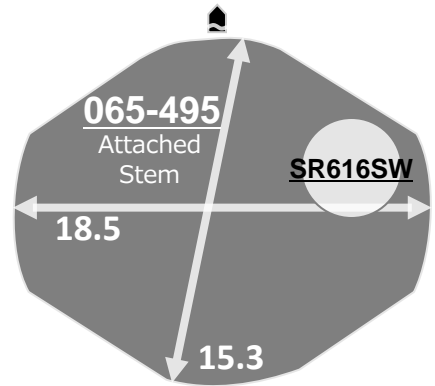


|                                |           |
|--------------------------------|-----------|
| <b>Size</b><br><ligne>         | 6 ¾ x8''' |
| <b>Height</b><br><mm>          | 1.90      |
| <b>Accuracy</b><br><per Month> | ±20 sec   |
| <b>Battery Life</b>            | 2 years   |

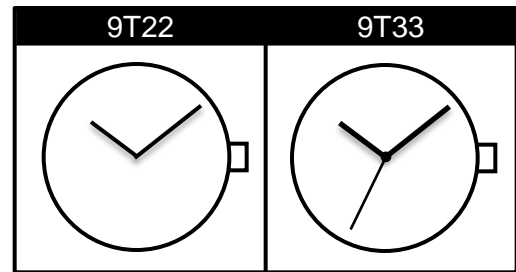


Battery consumption could be minimum by pulling out the stem

|                                 |                            |
|---------------------------------|----------------------------|
| <b>Balance Weight</b><br><µN.m> | Minute 0.40<br>Second 0.07 |
|---------------------------------|----------------------------|

|   |  |
|---|--|
| <b>Clearance</b><br>Clearance changes subject to the glass, case structure, and the length of the hand. |  |
|---|--|

|                         |          |
|-------------------------|----------|
| <b>Original Package</b> | 1,000pcs |
|-------------------------|----------|


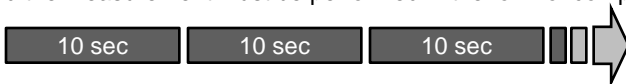


<Battery Detector Function>  
As warning second hand steps every 2 seconds  
When battery becomes nearly empty.  
(except for Cal. 9T22/15&9U15)

**Time measurement**

**Accuracy**

The unit (gate) time of measurement must be set at "10 sec." and the measurement must be performed in the form of complete watch.



Setting the Time