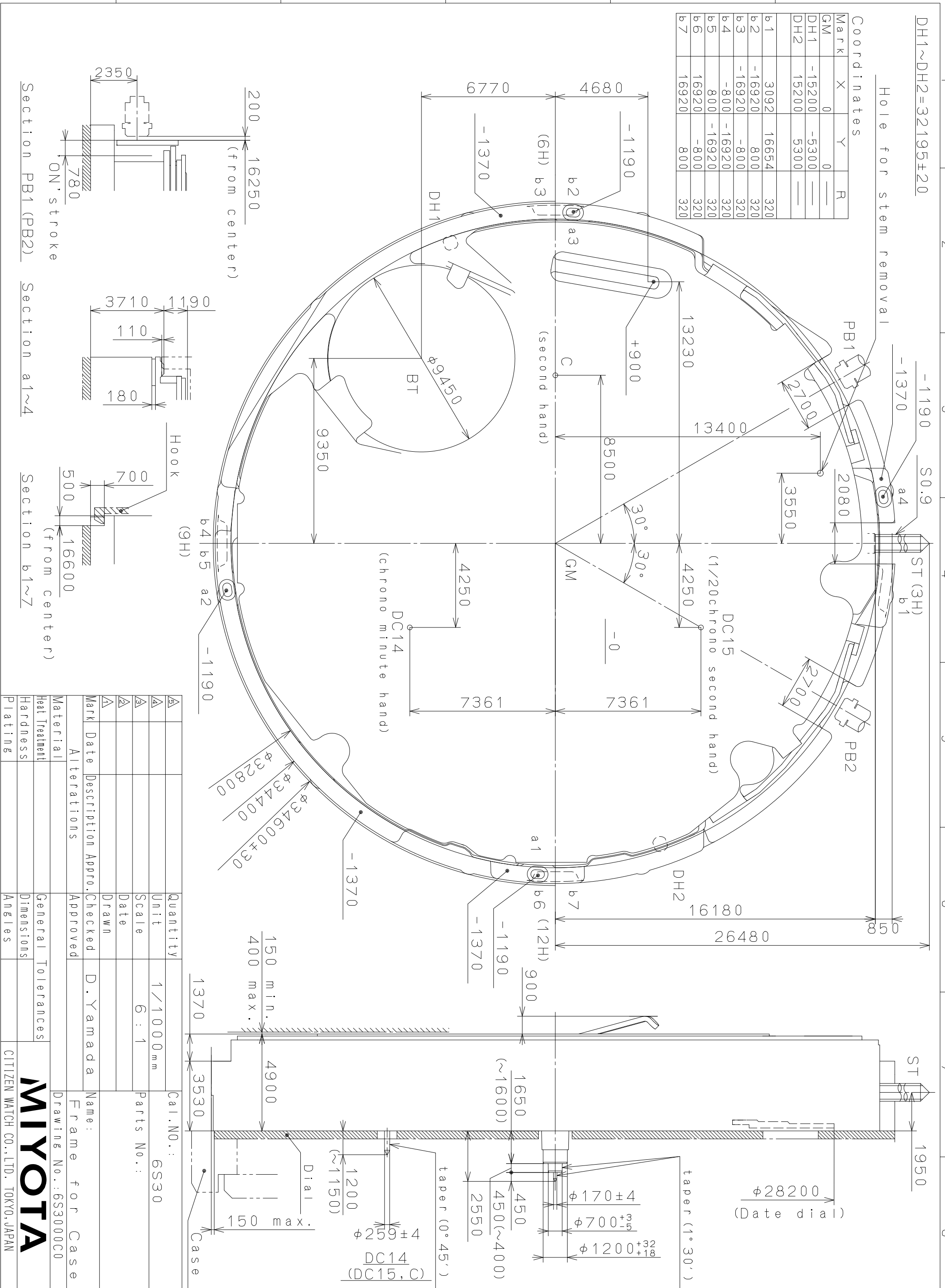


This drawing is provisional and subject to our reconfirmation and/or revision without notice.

Coordinates			
Mark	X	Y	R
GM	0	0	—
DH1	-15200	-5300	—
DH2	15200	5300	—
b1	3092	16654	320
b2	-16920	800	320
b3	-16920	-800	320
b4	-800	-16920	320
b5	800	-16920	320
b6	16920	-800	320
b7	16920	800	320



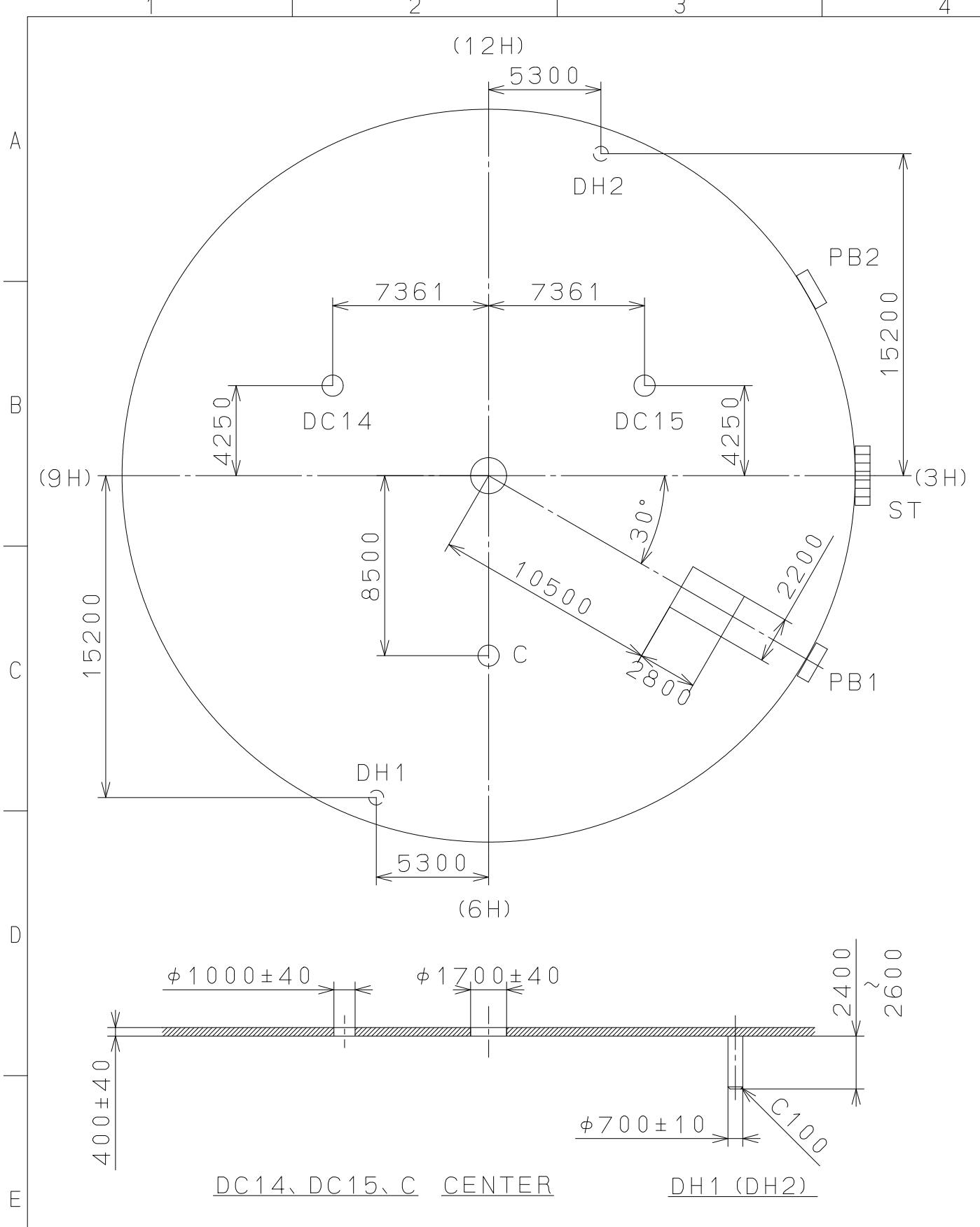
Section PB1 (PB2)

Section a1~4

Section b1~7

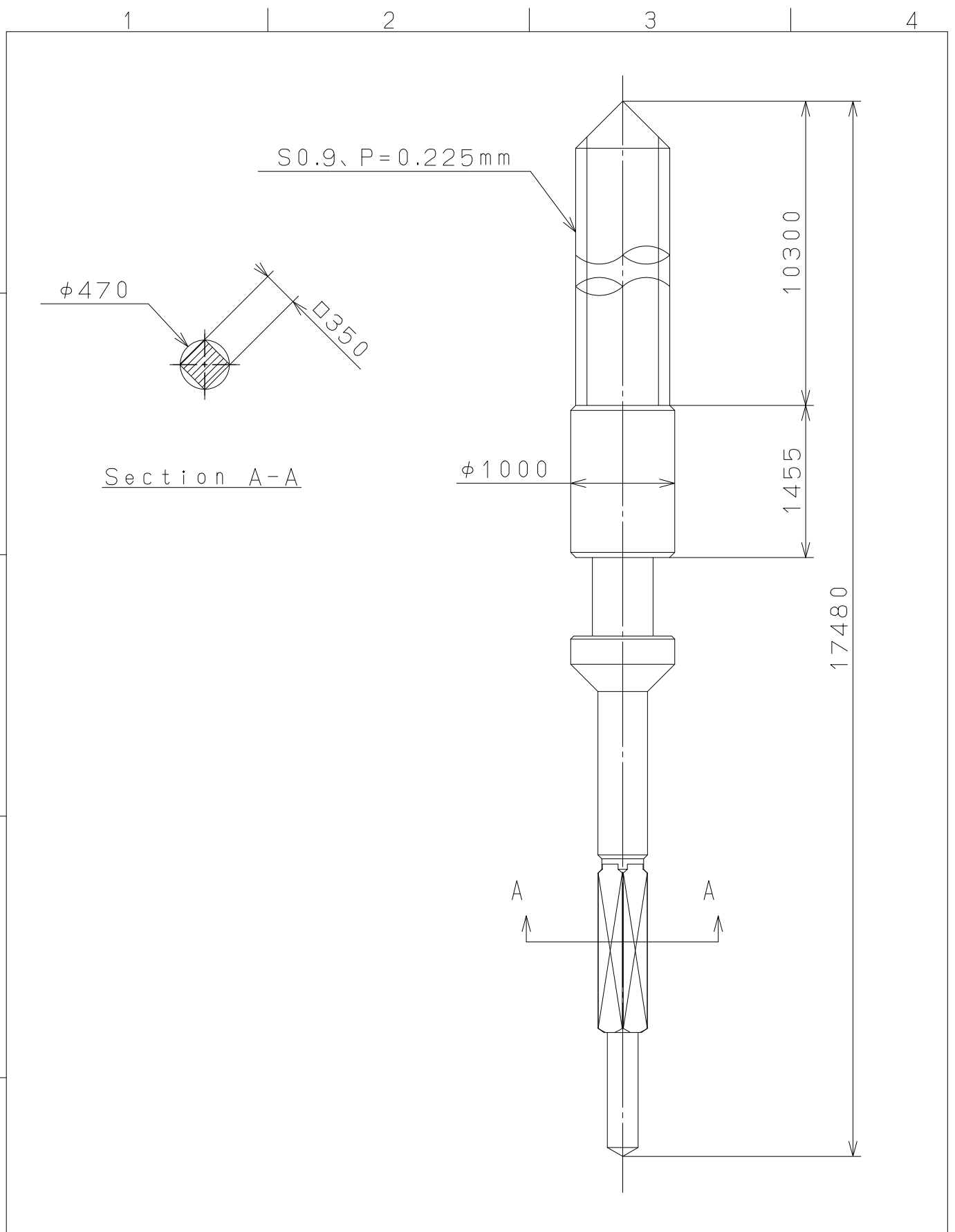
Material	Alterations	Quantity	Unit	Cal. NO.:
Heat Treatment	Date	1	1/1000 mm	6S30
Hardness	Description	Scale	6 : 1	Parts No.:
Plating	Appro.	Checked	Drawn	Name:
	Approved	D. Yamada		Frame for Case
				Drawing No.: 6S3000C0
General Tolerances		Miyota		
Dimensions		CITIZEN WATCH CO., LTD. TOKYO, JAPAN		
Angles				

This drawing is provisional and subject to our reconfirmation and/or revision without notice.



			Quantity		Cal.NO.:
			Unit	1 / 1000 mm	6S30-00A
			Scale	4 : 1	Parts No.:
			Date		
			Drawn		
Mark	Date	Description	Appr.	Checked	Name:
		Alterations	Approved	D. Yamada	Indications for Dial
Material					Drawing No.: 6S3000D0
Heat Treatment			General Tolerances		MIYOTA
Hardness			Dimensions		
Plating			Angles		
					CITIZEN WATCH CO., LTD. TOKYO, JAPAN

This drawing is provisional and subject to our reconfirmation and/or revision without notice.



△5			Quantity		Cal.NO.:
△4			Unit	1 / 1000 mm	
△3			Scale	20 : 1	Parts No.:
△2			Date		065-A13
△1			Drawn		
Mark	Date	Description	Appro.	Checked	Name:
		Alterations	Approved	D. Yamada	SETTING STEM
Material					Drawing No.: A13000S0
Heat Treatment			General Tolerances	MIYOTA CITIZEN WATCH CO., LTD. TOKYO, JAPAN	
Hardness			Dimensions		
Plating			Angles		