

# FS16 FS26



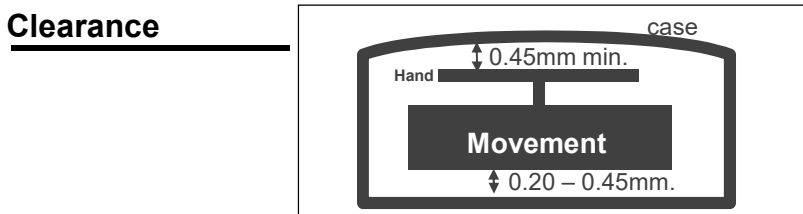
<b>Size</b> <ligne>	10 ½'''
<b>Height</b> <mm>	5.10
<b>Accuracy</b> <per Month>	±20 sec
<b>Battery Life</b>	2 years

\*60 minutes chronograph operation per day

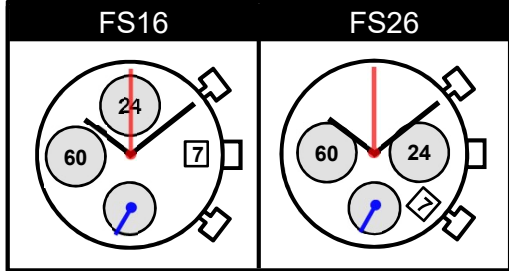
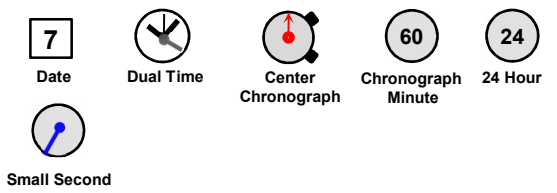
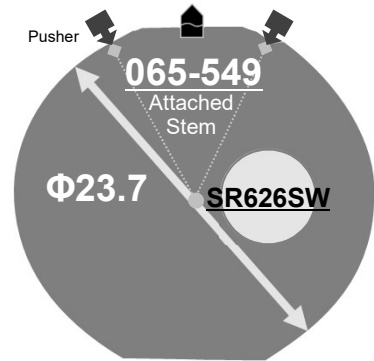
Battery consumption could be minimum by pulling out the stem

<b>Balance Weight</b> <µN.m>	Minute 0.40 Second 0.08 Small 0.02
---------------------------------	--

Featured by Shock Detection



<b>Original Package</b>	500pcs
-------------------------	--------



Parallel Push Button Ver.  
FS17  
FS27

24 24 Hour  
This hand works in conjunction with Dual time hand.

**Time measurement Accuracy**

The unit (gate) time of measurement must be set at "10 sec." and the measurement must be performed in the form of complete watch.

