

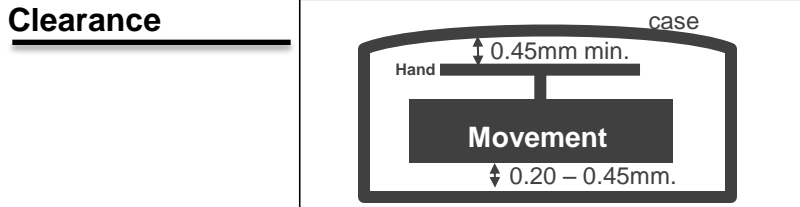
|                                |         |
|--------------------------------|---------|
| <b>Size</b><br><ligne>         | 10 ½''' |
| <b>Height</b><br><mm>          | 5.10    |
| <b>Accuracy</b><br><per Month> | ±20 sec |
| <b>Battery Life</b>            | 2 years |

\*60 minutes chronograph operation per day

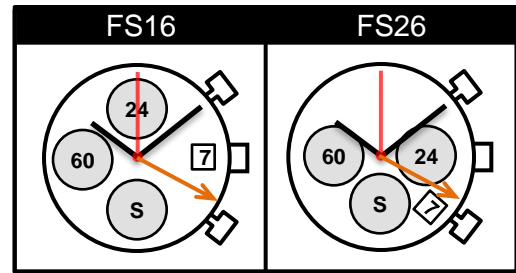

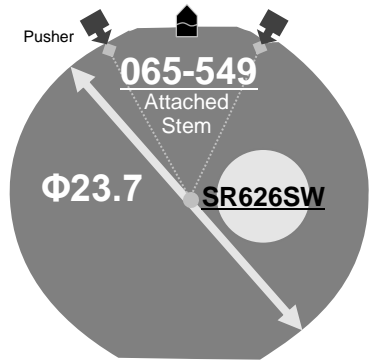
Battery consumption could be minimum by pulling out the stem

|                                 |  |
|---------------------------------|--|
| <b>Balance Weight</b><br><µN.m> | Minute 0.40<br>Second 0.08<br>Small 0.02 |
|---------------------------------|--|

Featured by Shock Detection



|                         |        |
|-------------------------|--------|
| <b>Original Package</b> | 500pcs |
|-------------------------|--------|



Parallel Push Button Ver.  
FS17  
FS27

24 24 Hour  
This hand works in conjunction with Dual time hand.

## Time measurement

### Accuracy

The unit (gate) time of measurement must be set at "10 sec." and the measurement must be performed in the form of complete watch.

