

GL12 GL02

Size <ligne>	6 ¾ x 8'''
Height <mm>	2.71 (GL02 2.94)
Accuracy <per Month>	±20 sec
Battery Life	3 years

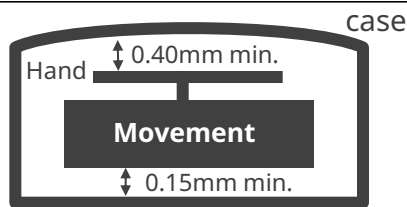
Battery consumption could be minimum by pulling out the stem

Balance Weight <µN · m>	Minute 0.40 Second 0.09
----------------------------	----------------------------

Featured by Shock Detection

Clearance

Clearance changes subject to the glass, case structure, and the length of the hand.



Original Package	1,000 pcs
------------------	-----------

Time measurement

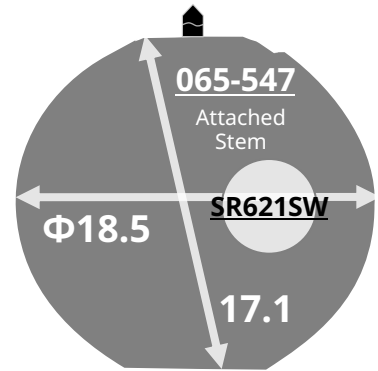
Accuracy

The unit (gate) time of measurement must be set at "10 sec." and the measurement must be performed in the form of complete watch.

10 sec

10 sec

10 sec

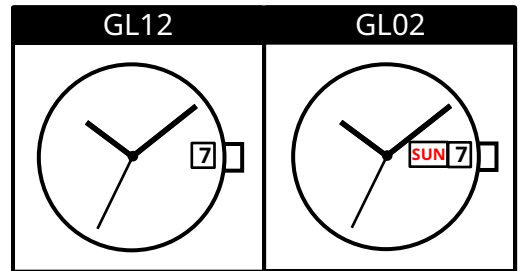


SUN

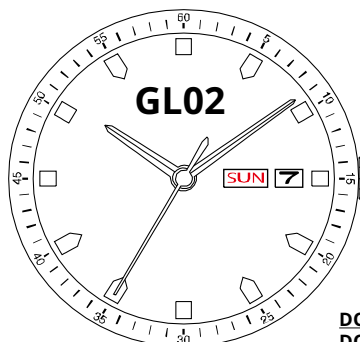
Day

7

Date



Assembled Hour Wheel
Non Breakable Date Construction
Dust Proof
Covered Coil
Super Quick Date Adjusting
Easy Assembling on Flat Desk



Setting the Time

Setting the Date and Day

DO NOT set Date between 9:00pm - 1:00am
DO NOT set Day between 11:15pm - 6:00am