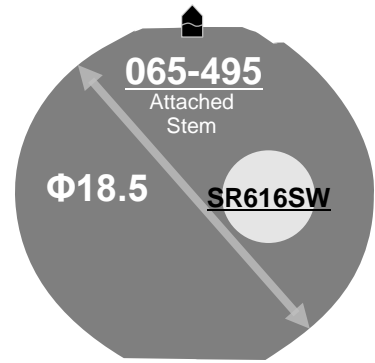


Size <ligne>	6 ¾ x 8'''
Height <mm>	2.33
Accuracy <per Month>	±20 sec
Battery Life	2 years



Battery consumption could be minimum by pulling out the stem

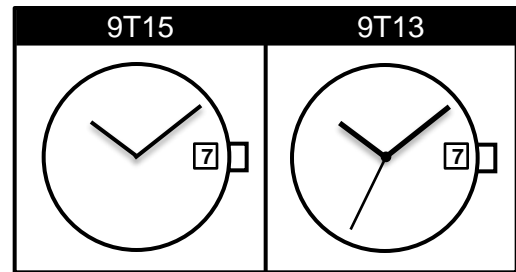
Balance Weight <µN.m>	Minute 0.40 Second 0.07
---------------------------------	----------------------------

Clearance	<p>Clearance changes subject to the glass, case structure, and the length of the hand.</p>
------------------	--------------------------------------------------------------------------------------------

Original Package	1,000pcs
-------------------------	----------

7

Date

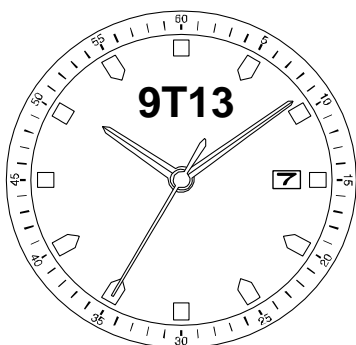
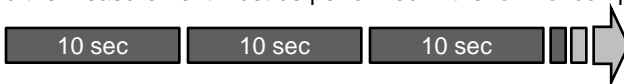


<Battery Detector Function>
As warning second hand steps every 2 seconds
When battery becomes nearly empty.
(except for Cal. 9T22/15&9U15)

Time measurement

Accuracy

The unit (gate) time of measurement must be set at "10 sec." and the measurement must be performed in the form of complete watch.



Setting the Time

Setting the Date and Day

DO NOT set Date between 9:00pm – 1:00am