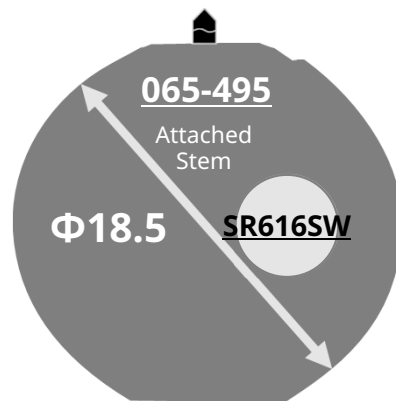




9T15 9T13

Size <ligne>	6 3/4 x 8'''
Height <mm>	2.38
Accuracy <per Month>	±20 sec
Battery Life	2 years



Battery consumption could be minimum by pulling out the stem

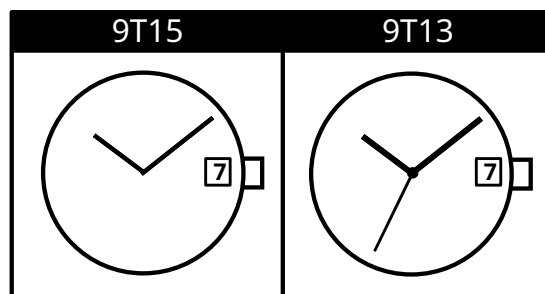
Balance Weight <μN · m>	Minute 0.40 Second 0.07 (Except 9T15)
----------------------------	--

Clearance Clearance changes subject to the glass, case structure, and the length of the hand.	
--	--

Original Package	1,000 pcs
------------------	-----------

7

Date

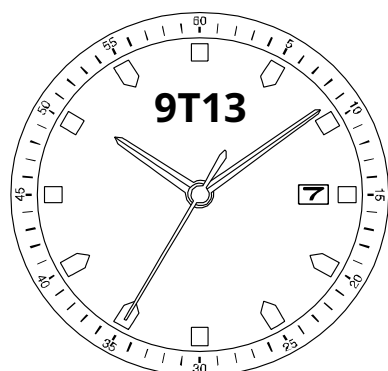


<Battery Detector Function>
As warning second hand steps every 2 seconds
When battery becomes nearly empty.
(except for Cal. 9T22/15&9U15)

Time measurement

Accuracy

The unit (gate) time of measurement must be set at "10 sec."
and the measurement must be performed in the form of complete watch.



Setting the Time

Setting the Date

**DO NOT set Date between
9:00pm - 1:00am**