



## 2315 2305 2350

Size <line>	11 1/2"
Height <mm>	4.15
Accuracy <per Month>	±20 sec
Battery Life	3 years

Battery consumption could be minimum by pulling out the stem

Balance Weight <μN·m>	Minute 0.40 Second 0.09
--------------------------	----------------------------

Featured by Shock Detection

Clearance	
-----------	--

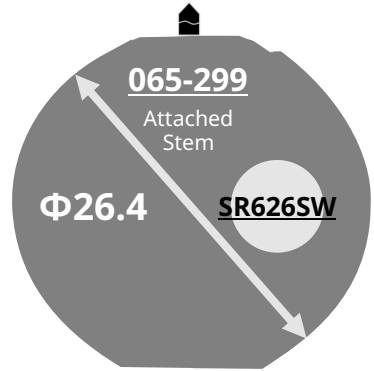
Clearance changes subject to the glass, case structure, and the length of the hand.

Original Package	1,000 pcs
------------------	-----------

### Time measurement

#### Accuracy

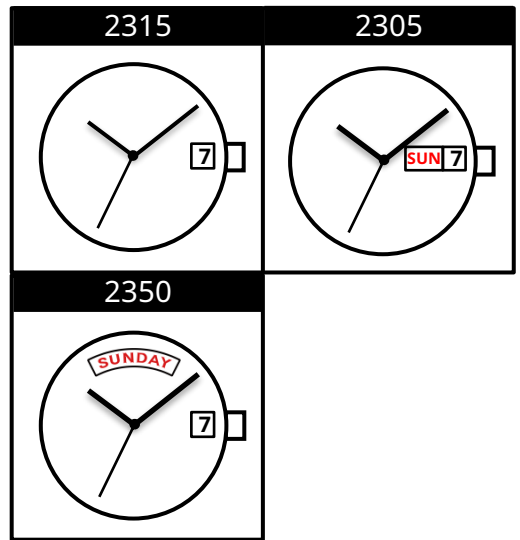
The unit (gate) time of measurement must be set at "10 sec." and the measurement must be performed in the form of complete watch.



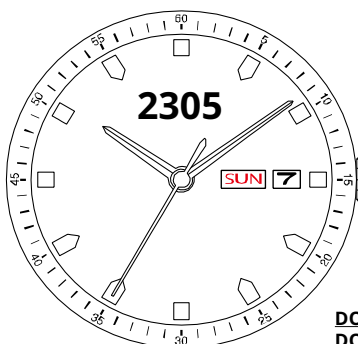
Day

Date

Wide Day



High Hand Ver.  
2317



Setting the Time

Setting the Date and Day

DO NOT set Date between 9:00pm - 1:00am  
DO NOT set Day between 11:15pm - 6:00am